





STANDARD ACCESSORIES

SPLIT-LOCK + COUPLER

- ▶ No special tools required
- ▶ Reusable — can install with cable inside
- ▶ Heat- and UV-stabilized
- ▶ Fungus- and chemical-resistant
- ▶ Air-tight and water-tight
- ▶ No ID reduction
- ▶ Not recommended for plow chute
- ▶ Meets UL 514B pull-out requirements
- ▶ ETL listed to UL STD 514B and CSA STD C22.2 18.3
- ▶ Made in the USA



ORDER REFERENCE

DESCRIPTION		NOM OD	DUCT OD WORKING RANGE	SHIP WEIGHT (LBS)	PACKAGING (CASE)	PART #
1" Split-Lock + Coupler		1.315"	1.295" – 1.335"	5.5	10	20003907
1 1/4" Split-Lock + Coupler		1.660"	1.640" – 1.680"	5.5	10	20003908
1 1/2" Split-Lock + Coupler		1.900"	1.880" – 1.920"	6	10	20003909
2" Split-Lock + Coupler		2.375"	2.355" – 2.395"	6	10	20003910



An Orbia Connectivity Solutions business.

+1 800 847 7661
WWW.DURALINE.COM

TL9000

